

24th INGEDE Symposium
Munich, 11 February 2015

Life Cycle Assessment of Printed Paper Products and Sustainability Calculator

EcoPaperLoop Project Results

DANIELE BUSSINI, Graziano Elegir.
Innovhub - Paper Division. Milan, Italy.
Greg Ganczewski.
Cobro – Packaging Research Institute. Warsaw, Poland.



LCA of printed products.



EcoPaperLoop approach to LCA of paper products:

- Focus on the end of life phase of LCA, environmental sustainability of the recycling / deinking process.
- LCA OF NEWSPAPERS
Screening LCA between average products of different categories.
Assessment of different recycling options, different recycling loops.
- STUDY OF THE MOST IMPORTANT PROCESS PARAMETERS, AFFECTING THE ENVIRONMENTAL SUSTAINABILITY OF RECYCLING.
- SUSTAINABILITY CALCULATOR. Software tool for the calculation of environmental impacts and sustainability of recycling.



CASE STUDY: Standard Offset and flexographic printing of newspapers.

- **THE SCOPE OF THE STUDY** is to assess the life cycle of newspapers printed with standard offset and flexographic technology, taking into account the most important phases from the production of the paper to the end of life options.
- **Offset newspapers** are considered recyclable within the graphic paper loop, by flotation deinking process.
- **Flexo newspapers** are considered undeinkable under standard flotation deinking and could not be recycled in the graphic paper loop.
Possible recycling in other paper loop, for instance packaging paper loop.



Inventory:

Database Ecoinvent V3 (update September 2014).

- ✓ Average Category Data
- ✓ Literature Data

Functional Unit is 1kg printed product.

Software for LCA

SimaPro, Version 8.0.3 (update September 2014).

Impact Assessment Method:

ReCiPe Endpoint V1.10



Most Relevant Impact Categories – midpoint:

- ✓ **Agricultural and urban land occupation** (in particular for paper production process)
- ✓ **Climate change** (in particular for production and recycling, where a lot of energy is required) – Expressed as global warming potential.
- ✓ **Fossil fuel and minerals depletion** (in particular for the production of chemicals).

Damage Categories – endpoint:

Human Health, Ecosystems, Resources.



24° INGEDE Symposium

Assumptions for the study – product and process:

- The same **paper grade** used for offset and flexo printed products. Newsprint made of DIP containing pulp. About 77% DIP (DeInked Pulp) and 23% virgin cellulose fibres. Source: Ecoinvent.
- **Energy consumption and general impact** of web offset printing and flexographic printing are considered the same. Differences are not significant with respect to overall life cycle.
- Flexo ink is supposed to have the same **pigments** as the offset ink, without the **light weight oils fraction and solvents**, which represent 47,5% of the offset ink. Source: Ecoinvent.
- **Ink consumption** is 2,5% of the paper weight for the offset printing and double for the flexographic printing. Source: Best Available Techniques in the printing industry, Ökopol, Germany.



24° INGEDE Symposium

Assumptions for the study – end of life, general:

End of life: 90% of used newspapers (all types) are collected and recycled in the paper loop, municipal collection plus shops return.

The remaining amount is disposed 6% landfill and 4% incineration with energy recovery, as for mixed Municipal Solid Waste (MSW).

Source: Ceper/Eurostat.



Assumptions for the study – end of life, specific:

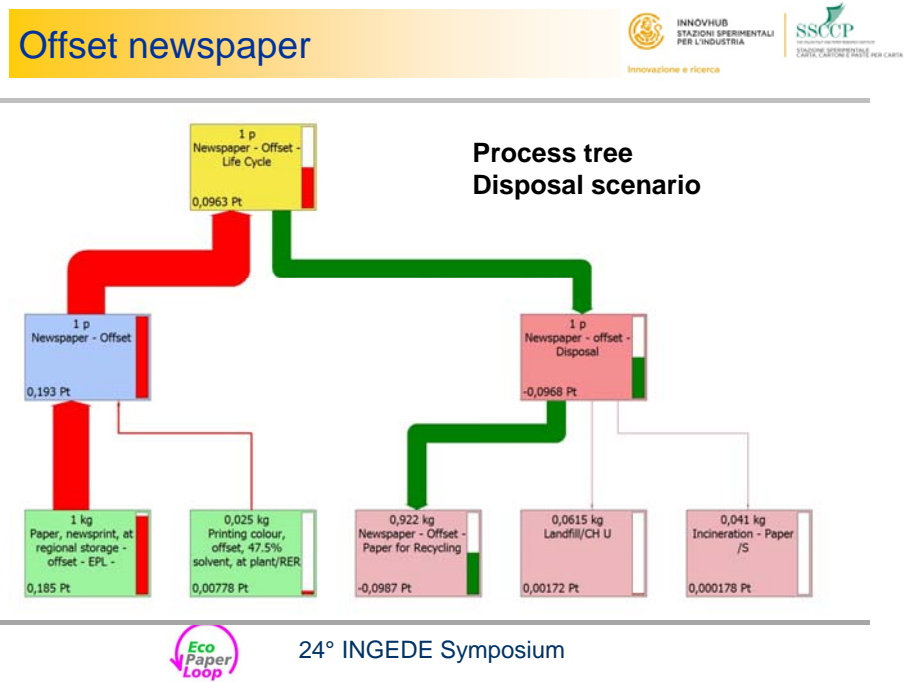
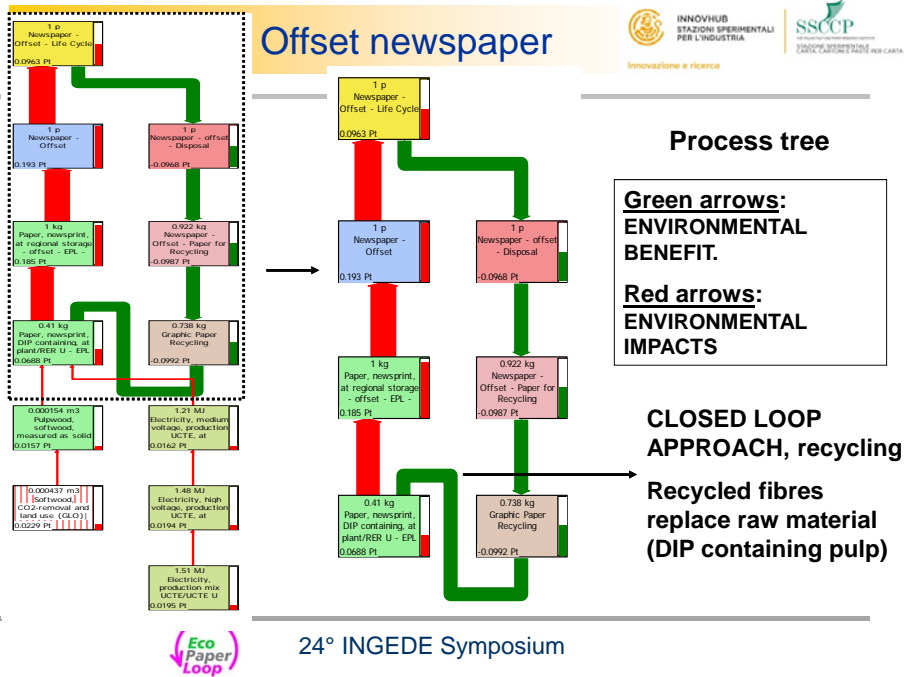
OFFSET:

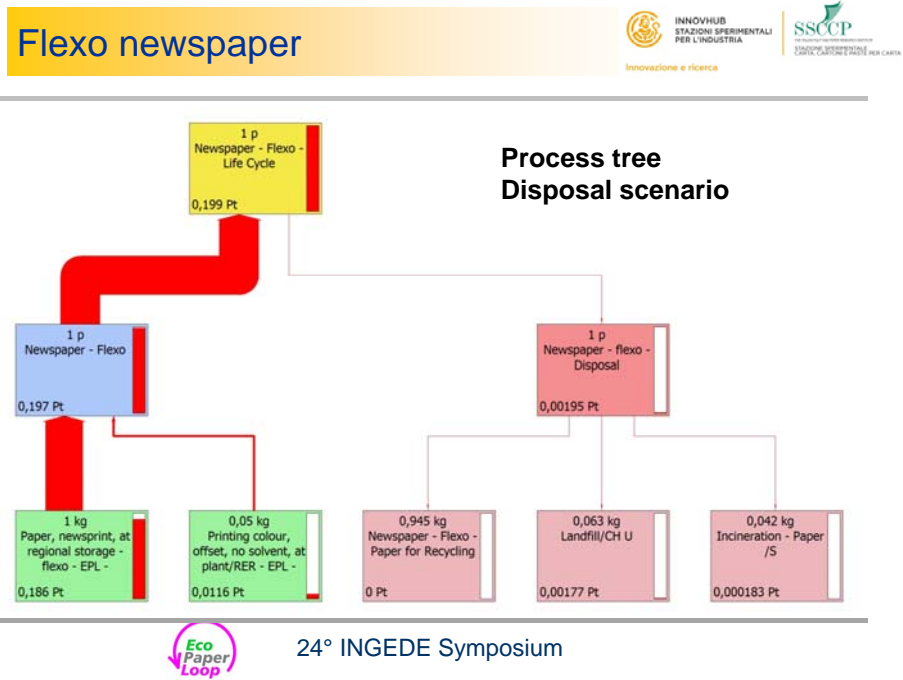
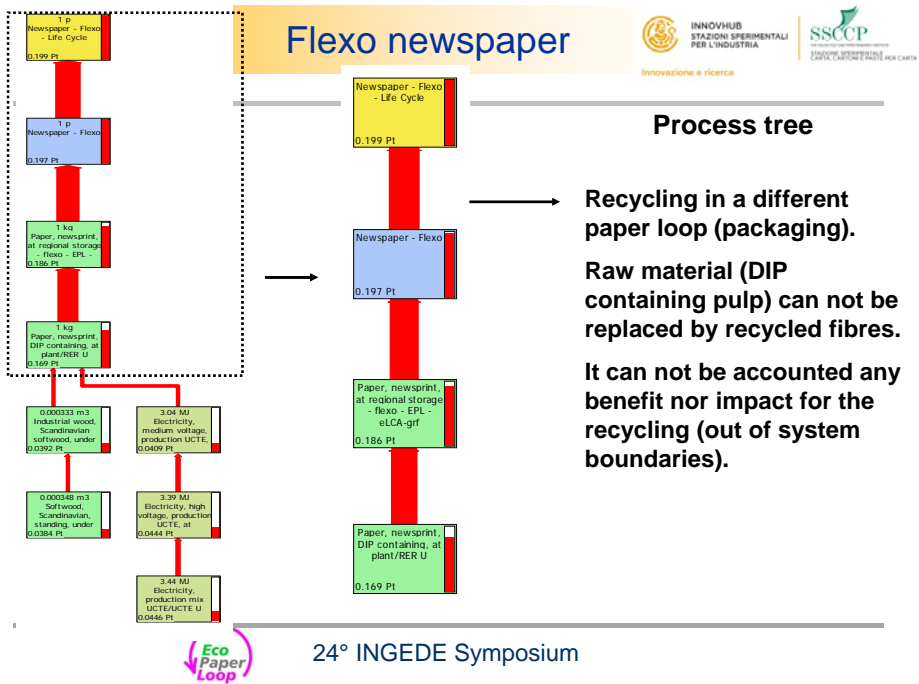
- Recycling within the same loop, graphic paper production loop.
- Deinking process with standard flotation technology. (2 loop flotation plant with process yield of 80%).
- Deinking sludge of 20% is disposed as landfill and incineration.

FLEXO:

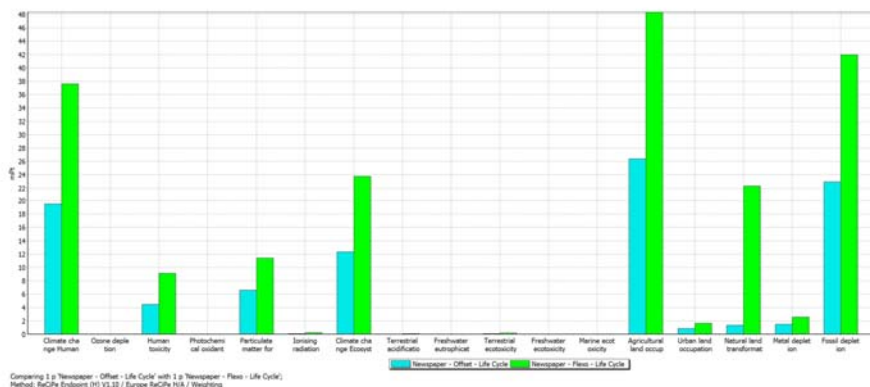
- Newspapers are not deinkable by using a standard flotation technology, because the water based ink is dissolved in the pulp suspension.
- Products can be recycled in other loops, like packaging paper loop. This means recycling for the production of a different product, with lower quality fibers (downgrading). The benefit of recycling in this case is out of the system boundaries of the study.







Newspapers – Full Life Cycle

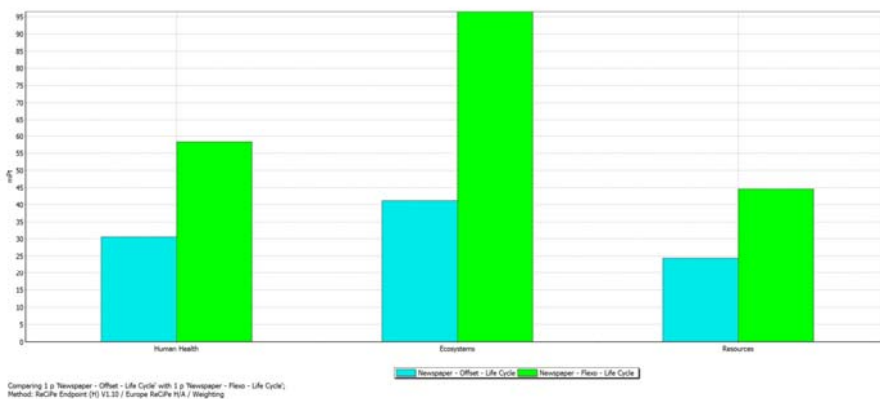


Mid point results – Impact Categories



24° INGEDE Symposium

Newspapers – Full Life Cycle



End Point Results – Damage Categories

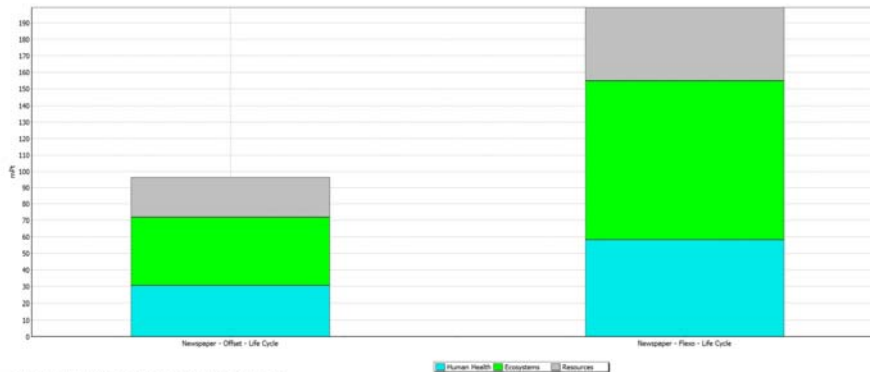


24° INGEDE Symposium

Newspapers – Full Life Cycle



INNOVHUB
STAZIONI SPERIMENTALI
PER L'INDUSTRIA
Innovazione e ricerca



Comparing 1 p Newspaper - Offset - Life Cycle with 1 p Newspaper - Flexo - Life Cycle
Method: ReCiPe Endpoint (V1 V1.03 / Europe ReCiPe H1A / Single score)

Single Score Results



24° INGEDE Symposium

Newspapers – Results



INNOVHUB
STAZIONI SPERIMENTALI
PER L'INDUSTRIA
Innovazione e ricerca



- ✓ **The process with the highest impact** is the pulp production for paper manufacturing, because of the recycling process for DIP production and the chemi-mechanical process for cellulose production.
- ✓ **The printing process** accounts about 5% of the overall impact in the case of offset newspaper and about 4,2% for flexo newspaper (lack of light fuel oils and solvents in the ink composition). However the difference is very small with respect of full life cycle of newspapers.
- ✓ **The most important environmental advantage** is the possibility of recycling the material within the same production loop, reducing the amount of raw material required.
- ✓ **Recycling has a positive effect in all the impact categories** and mainly in the categories where the impact of pulp production is more evident (agricultural land transformation, natural land transformation, climate change, fossil resources).



24° INGEDE Symposium

End of Life assessment

Research study focused on the End of Life phase of printed products, to be implemented in the LCA:

- Which are the most important environmental emissions in recycling?
- What are the most important deinking parameters affecting environmental emissions of recycling?
- How are they connected?
- How to evaluate the environmental performances of the recycling process depending of deinking parameters?



24° INGEDE Symposium

End of Life assessment

Three Product Categories considered in details:
Newspapers – Uncoated Magazines – Coated Magazines

Example: Newspapers Product Category

Table 1. Offset newspapers. Luminosity versus electricity and chemicals.

N1 and N2: linear functions for the correlation of Y, from low limit to average, and chemicals consumption.
 N3: linear function for the correlation of Y, from average to high limit, and electricity consumption.

OFFSET NEWSPAPERS (including Flyers)	Luminosity (Y)				
	Y < 33,5	Low limit: Y = 33,5	Average: Y = 53,0	High limit: Y = 72,5	Y > 72,5
energy consumption, electricity, kWh/kg pulp	Poor deinkable, the most sustainable option is to improve the design of the product	constant = 0,300	0,300 (N3)	0,270 (N3)	constant = 0,270
deinking chemicals consumption, g/kg pulp		13 g/kg NaOH (N1) 40 g/kg silicate (N2)	5 g/kg NaOH (N1) 10 g/kg silicate (N2)	constant = 5 g/kg NaOH 10 g/kg Silicate	constant = 5 g/kg NaOH 10 g/kg Silicate



24° INGEDE Symposium

Example: Newspapers Product Category

Table 2. Offset newspapers. Dirt Specks versus electricity and chemicals.

N4: linear function for the correlation of the Dirt Specks content, from Average to High Limit, and electricity consumption

OFFSET NEWSPAPERS (including Flyers)	Dirt Speckes (A_{50}), mm ² /m ²			
	Low limit: $A_{50} = 0$	Average: $A_{50} = 630$	High limit: $A_{50} = 3000$	$A_{50} > 3000$
energy consumption, electricity, kWh/kg pulp	constant = 0,300	0,300 (N4)	0,340 (N4)	Poor deinkable, the most sustainable option is to improve the design of the product
deinking chemicals consumption, g/kg pulp	-	-	-	

➤ Agerage and Limit values of Luminosity and Dirt Specks refers to laboratory tests results, considering hundreds of tests performed on market products.
Acknowledge: Ingede Deinkability Database.

➤ Data about chemicals and electricity consumption consider a typical 2 loop flotation deinking technology for the production of newsprint paper. Data from literature and Industry.



24° INGEDE Symposium

Sustainability Calculator

WEB based SOFTWARE TOOL:

- ✓ Simplified calculation of environmental sustainability of printed products
- ✓ LCA approach, focused on the end of life recycling phase

INPUTS

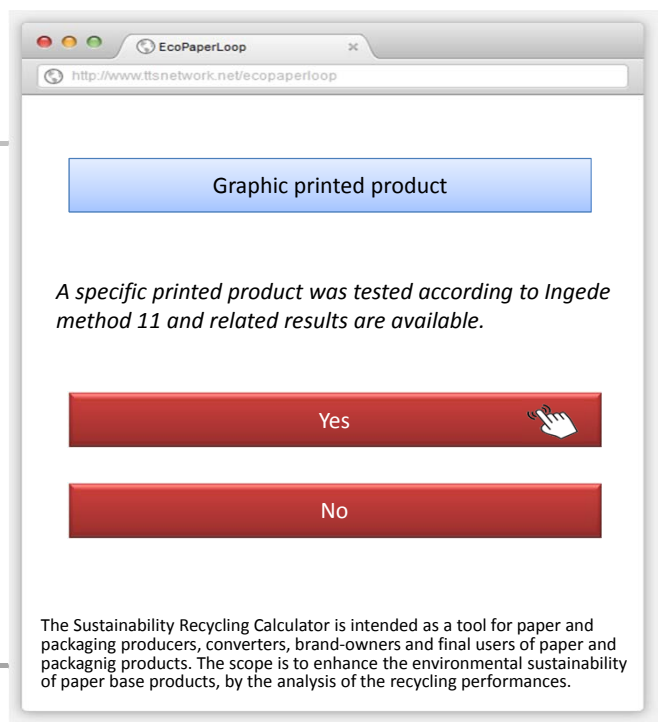
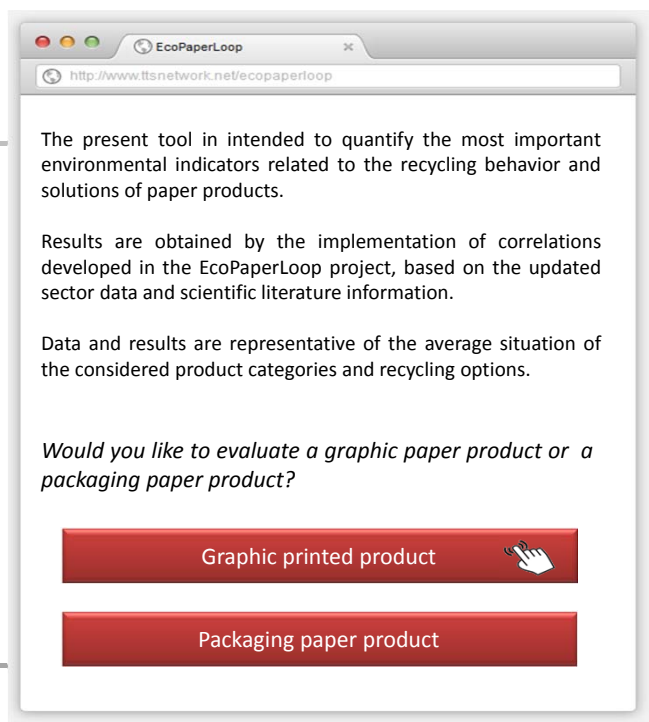
- ✓ Deinkability parameters (Luminosity Y and Dirt Specks) of a specific product (according to INGEDE Method 11 if available)
- ✓ Average deinkability parameters for the product category (if specific results according to INGEDE Method 11 are not available)

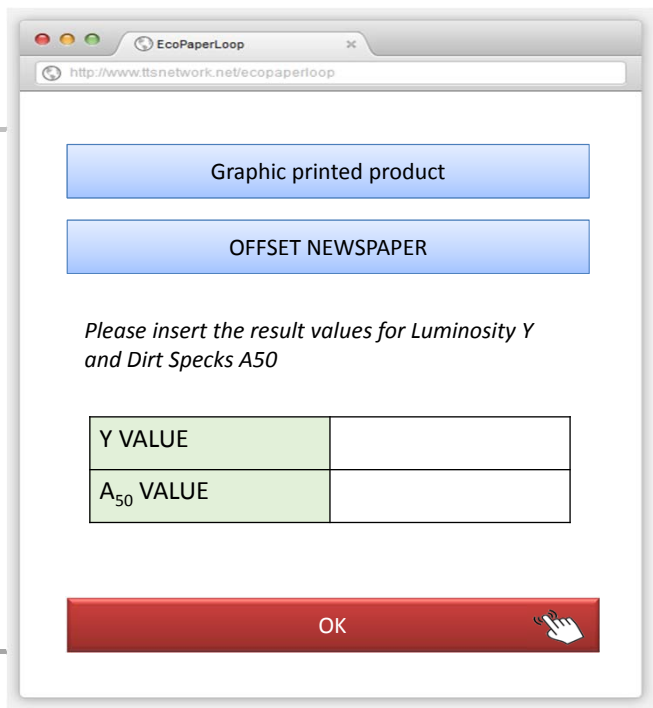
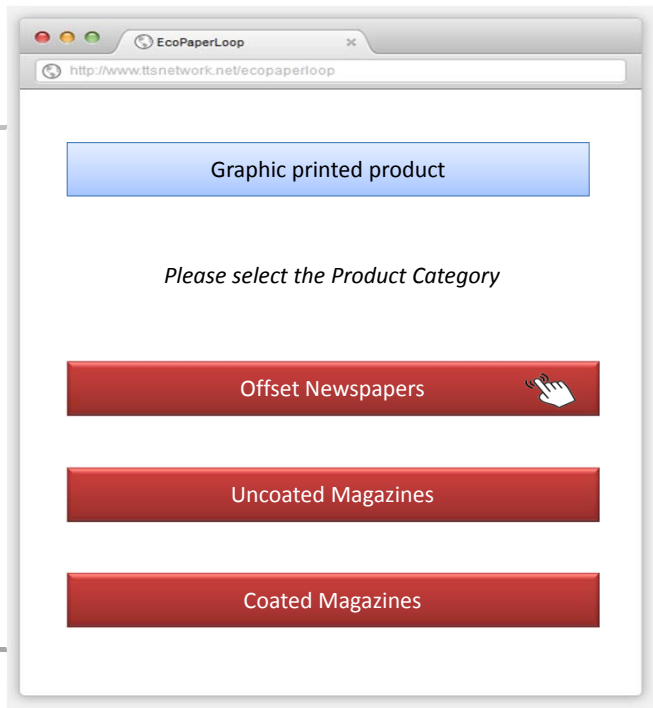
OUTPUTS

- ✓ Chemicals and electricity consumption, average values
- ✓ CO₂ emission



24° INGEDE Symposium






EcoPaperLoop
 http://www.ttsnetwork.net/ecopaperloop

Graphic printed product

OFFSET NEWSPAPER

Results of the most important environmental indicators of the recycling process:

NaOH (g/kg pulp)	
Silicate (g/kg pulp)	
Electricity (kWh/kg pulp)	
CO ₂ Equivalent GWP100	

Go back to the beginning 


EcoPaperLoop
 http://www.ttsnetwork.net/ecopaperloop

The present tool is intended to quantify the most important environmental indicators related to the recycling behavior and solutions of paper products.

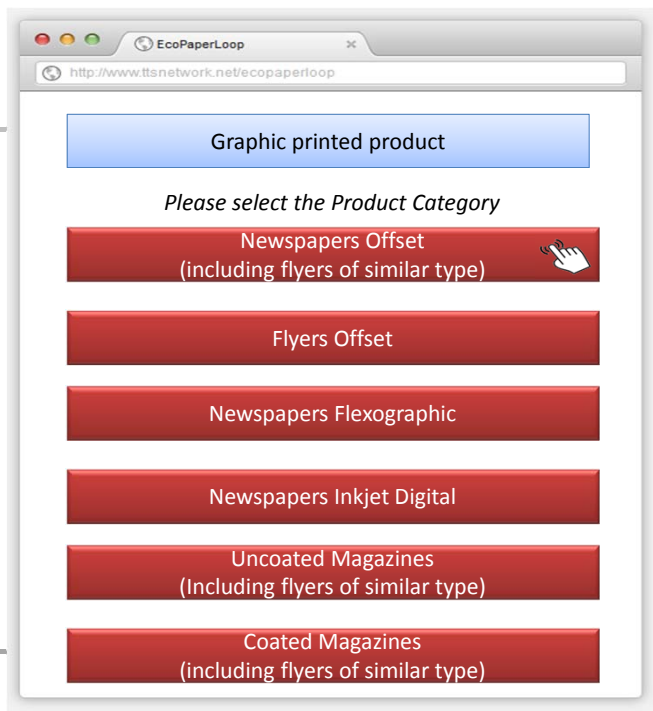
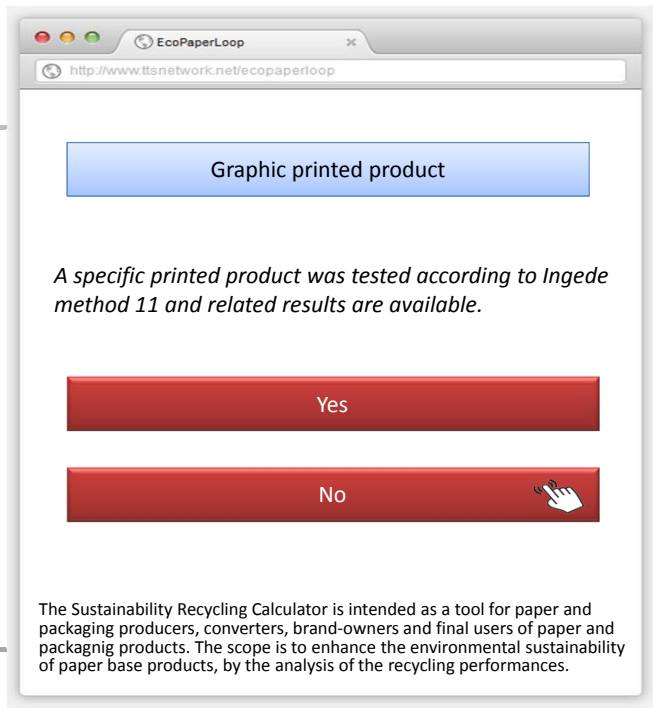
Results are obtained by the implementation of calculating functions developed in the EcoPaperLoop project, based on the updated sector data and scientific literature information.

Data and results are representative of the average situation of the considered product categories and recycling options.

Would you like to evaluate a graphic paper product or a packaging paper product?

Graphic printed product 

Packaging paper product



EcoPaperLoop
 http://www.tsnetwork.net/ecopaperloop


Graphic printed product

NEWSPAPERS OFFSER
 (including flyers of similar type)

Average values of Luminosity Y and Dirt Specks parameters for the selected category are reported.

Luminosity Y	
Dirt Specks A ₅₀ , mm ² /m ²	
Dirt Specks A ₂₅₀ , mm ² /m ²	

Average values in the table can be used to calculate environmental indicators of the recycling process: deinking chemicals, electricity consumption, CO2 emissions.

Calculate Environmental performances 

Go back to the beginning


EcoPaperLoop
 http://www.tsnetwork.net/ecopaperloop

Graphic printed product

NEWSPAPERS OFFSER
 (including flyers of similar type)

Results of the most important environmental indicators of the recycling process:

NaOH (g/kg pulp)	
Silicate (g/kg pulp)	
Electricity (kWh/kg pulp)	
CO ₂ Equivalent GWP100	

Go back to the beginning 

Thank you

Acknowledgment: EcoPaperLoop, Eco design for the enhancement of central europe Paper based products recycling Loop.



www.ecopaperloop.eu

For further information please contact:

Daniele Bussini

Innovhub-Paper Division. Milan, Italy.

Recycling and Environment Laboratory.

daniele.bussini@mi.camcom.it

